



ಬೃಹತ್ ಬೆಂಗಳೂರು ಮಹಾನಗರ ಪಾಲಿಕೆ  
Bruhat Bengaluru Mahanagara Palike



# BBMP COVID-19 WAR ROOM 22.10.2022



# OVERVIEW OF COVID-19 IN BENGALURU



## CASE TRENDS

ACTIVE CASES **1,960**

### Confirmed Cases

**225**

18,73,902 #

### Recovered Cases

**393**

18,54,952 #

### Death Cases

**0**

16,990 #



## HOSPITALIZATION

**6**

### ICU – V

-

### ICU

**1**

### HDU

-

### General

**5**

INCLUDES GOVT. QUOTA AND PRIVATE WALK-IN HOSPITALIZATION



## VACCINATION

**1,707**

2,04,72,910 #

### First Dose

**210**

96,76,888 #

### Second Dose

**1,114**

94,77,978 #

### Precaution Dose

**383**

13,18,044 #



## TRIAGING

### MTU

**5**

### Tele Triage

**210**



## ACTIVE CLUSTERS

**0**

**Budding Clusters**  
(<5 Cases)

**0**

**Clusters (> 5 cases)**

**0**



## TESTING

**1,685**

3,19,28,883 #

### RAT

**201**

### RTPCR

**1,484**

**Positivity : 6.39%**

\*FOR LAST 7 DAYS

# : indicates cumulative numbers till date



# ABSTRACT OF COVID-19 SCENARIO IN BENGALURU


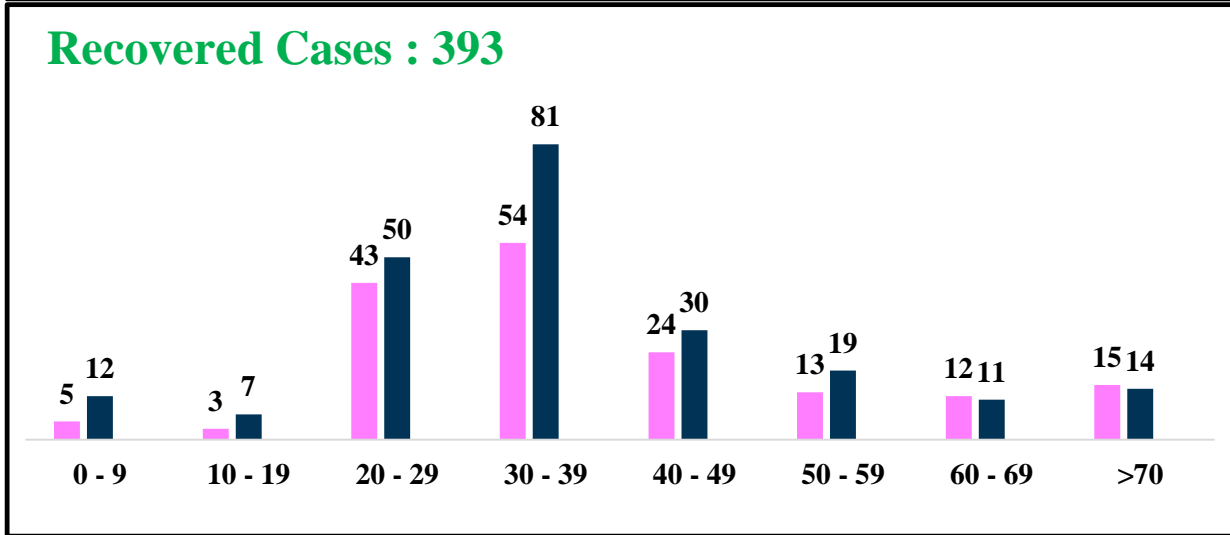
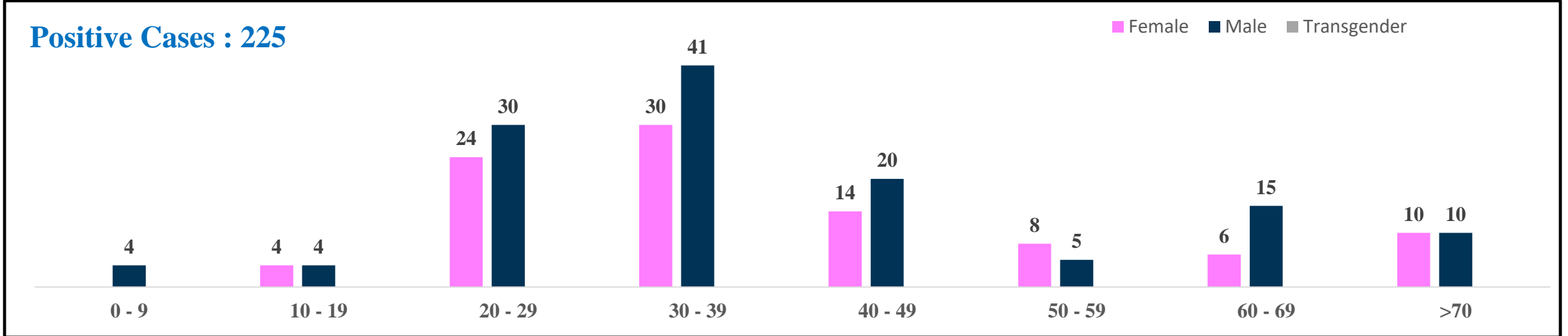


	MALE			FEMALE			TRANSGENDER			TOTAL		
	Last 24 Hours	Last 7 Days	Cumulative	Last 24 Hours	Last 7 Days	Cumulative	Last 24 Hours	Last 7 Days	Cumulative	Last 24 Hours	Last 7 Days	Cumulative
<b>Positive Cases</b>	129	465	11,04,352	96	359	7,68,658	0	0	196	225	824	18,73,902
<b>Recovered Cases</b>	224	806	10,92,250	169	649	7,62,608	0	0	187	393	1,455	18,54,952
<b>Death Cases</b>	0	0	10,760	0	0	6,226	0	0	4	0	0	16,990
<b>Total Tests Done</b>	<b>In Last 24 hrs. : 1,685</b>			<b>In last 7 days : 12,888</b>			<b>Cumulative : 3,19,28,883</b>					
<b>Vaccine Doses Administered</b>	<b>In Last 24 hrs. : 1,707</b>			<b>In last 7 days : 6,085</b>			<b>Cumulative : 2,04,72,910</b>					
<b>ACTIVE CASES</b>									<b>1,960</b>			

\*Covid deaths occurred today : 00 | Covid deaths occurred beyond last 24hrs., reported today : 00

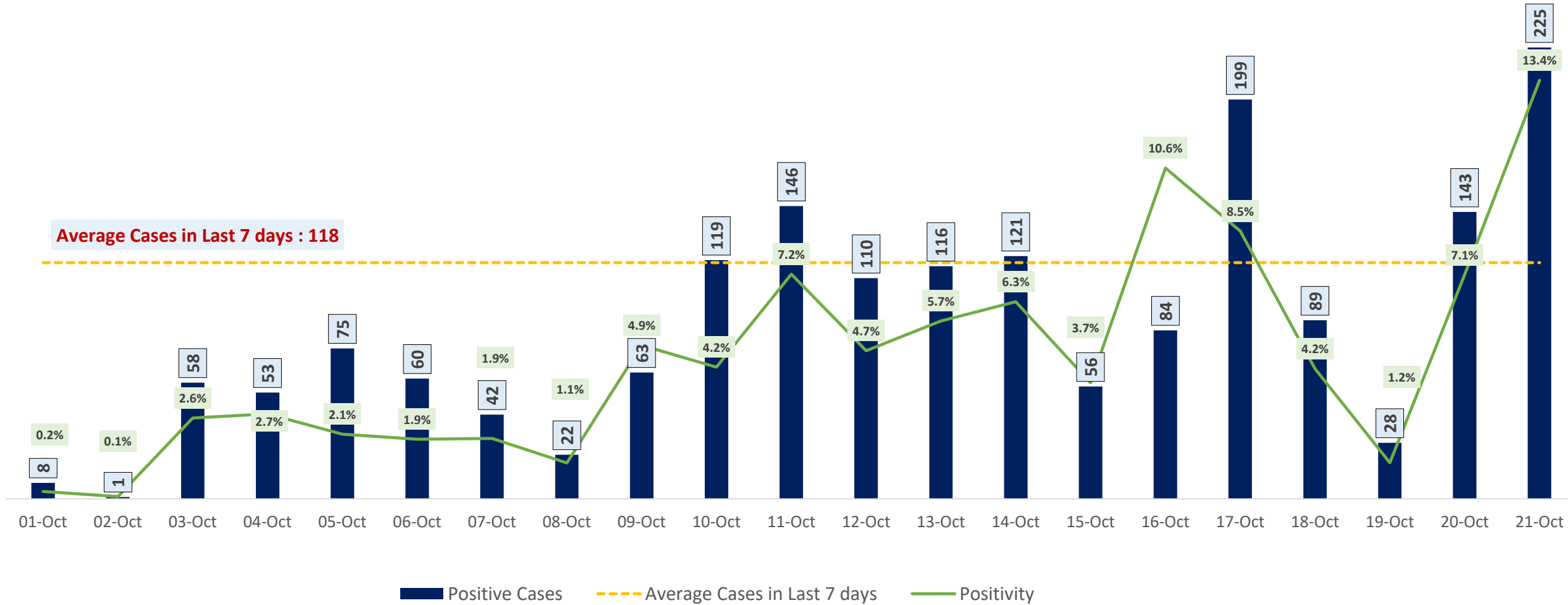


# LAST 24 HOURS AGE GROUP AND GENDER WISE DISTRIBUTION





# POSITIVITY RATE OF BENGALURU – LAST 21 DAYS

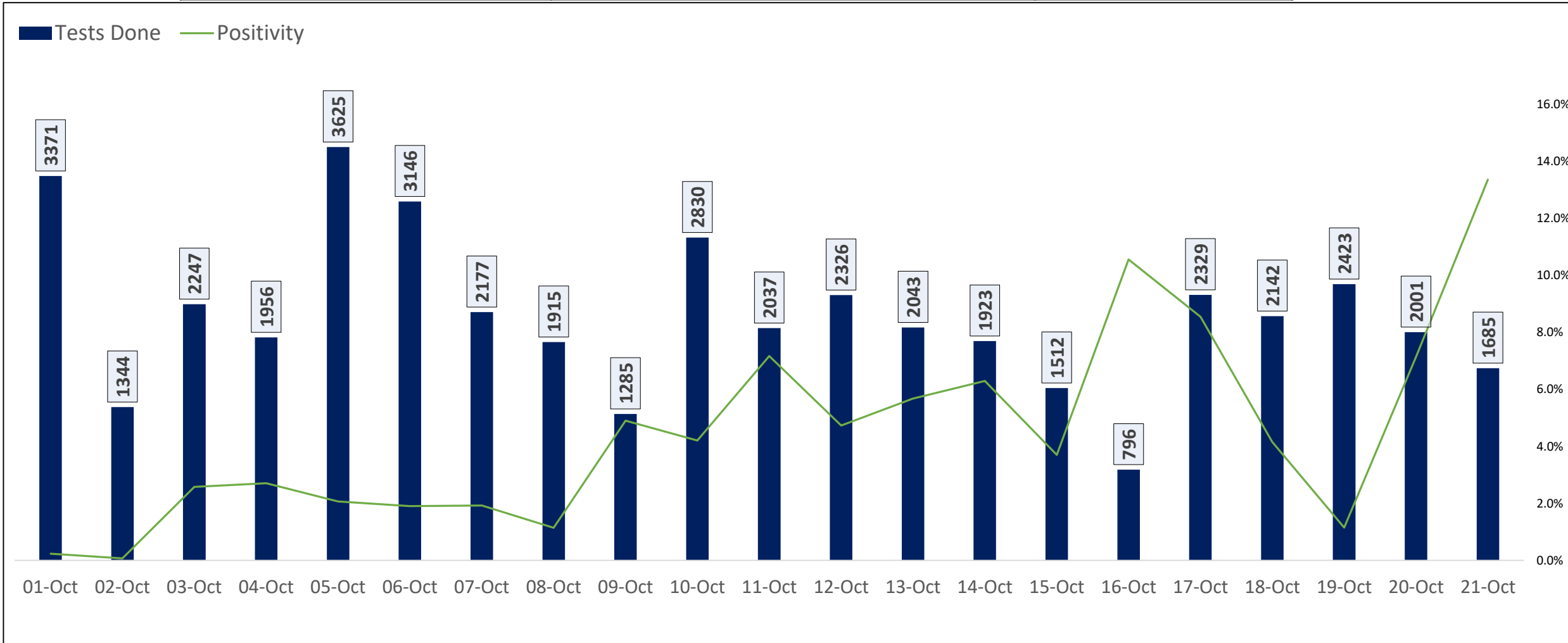




# TESTING TRENDS IN BENGALURU



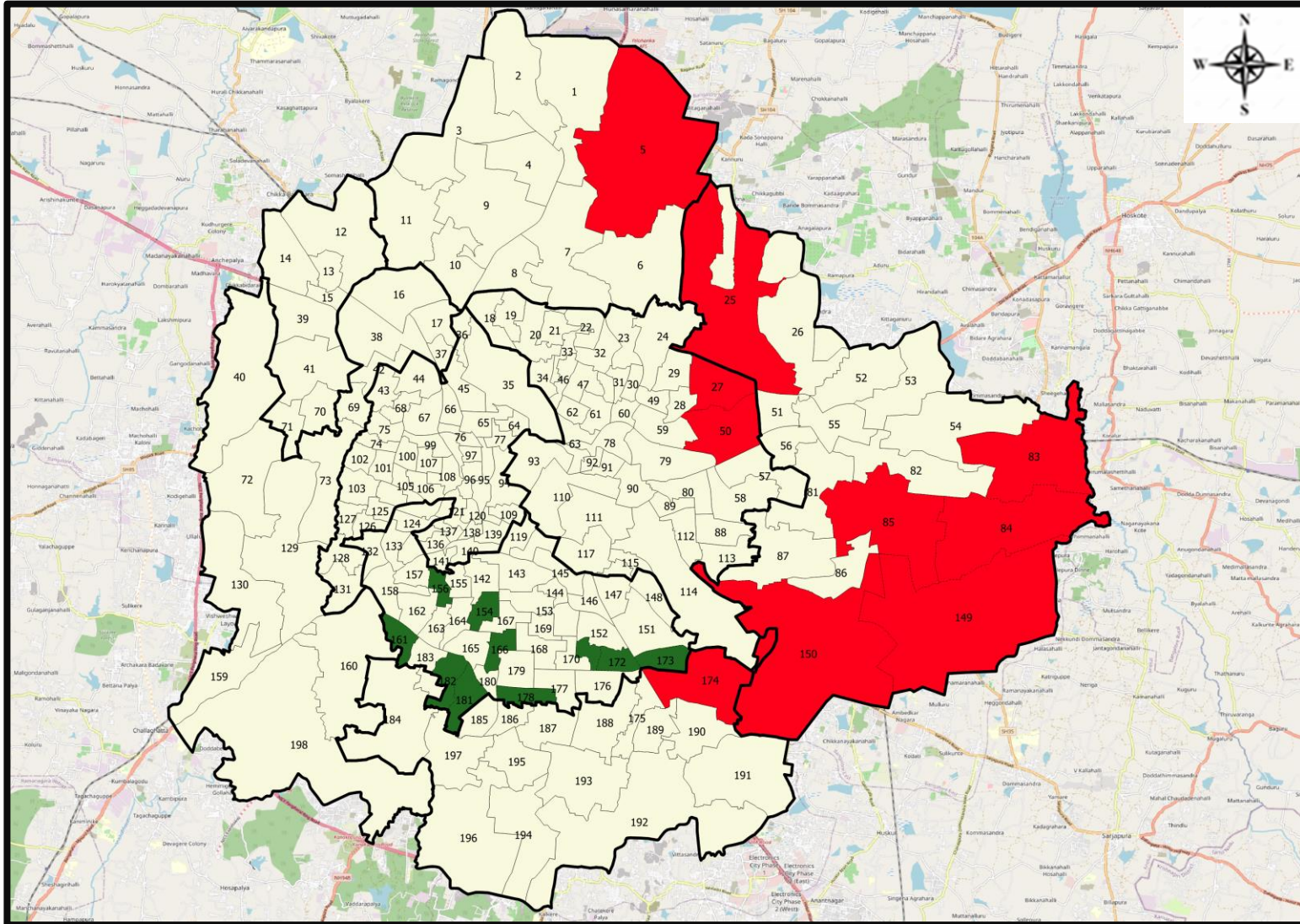
Total Test Conducted Till Date	Test Conducted Last 24 hours	Last 7 Days Average
3,19,28,883	1,685	1,841







# BENGALURU URBAN MAP SHOWING TREND OF POSITIVE CASES IN LAST 7 DAYS



### Top 10 wards reporting highest number of positive cases in last 10 days

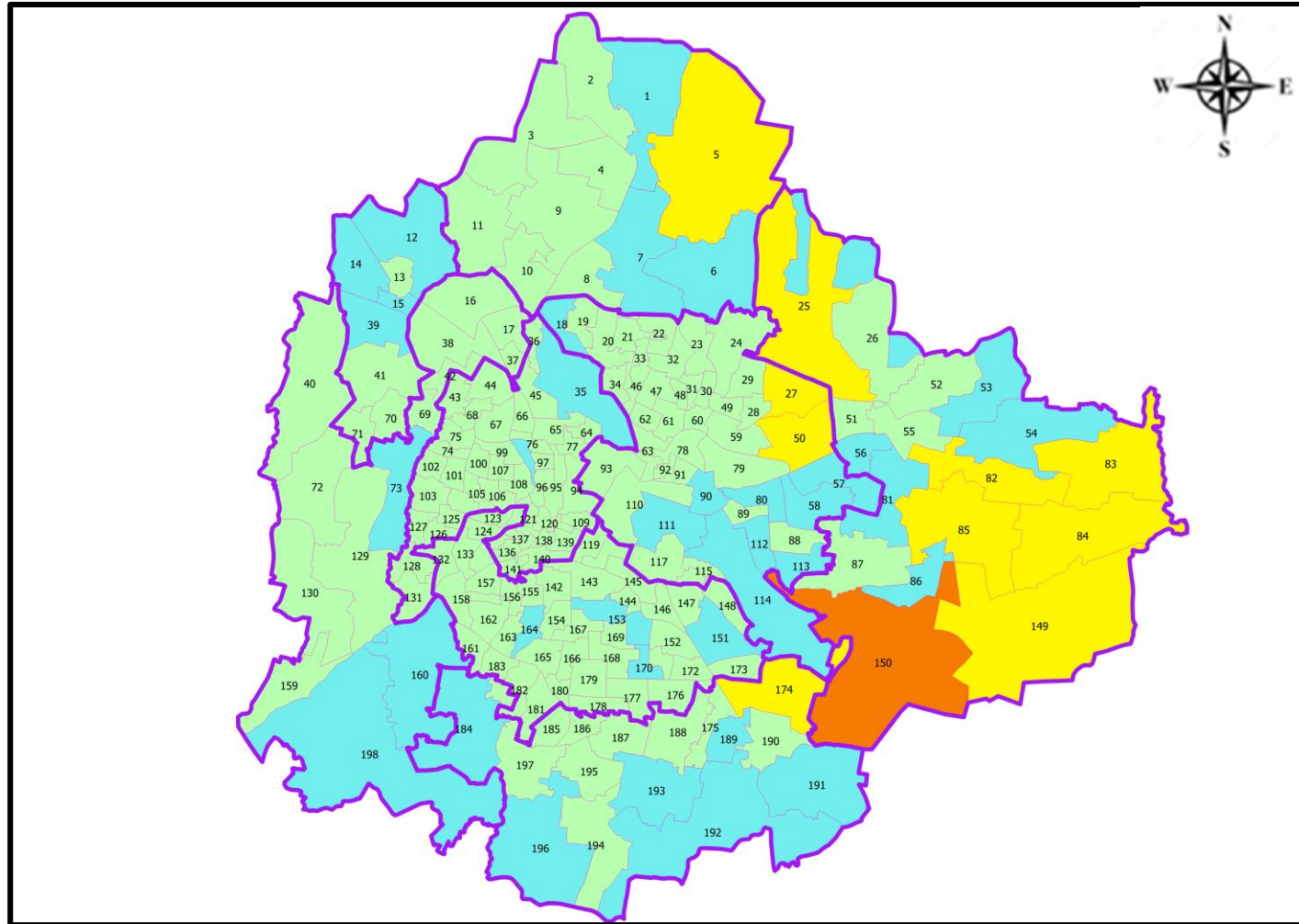
Ward No.	Ward Name	Daily Cases Average
150	Bellanduru	7
85	Dodda Nekkundi	3
149	Varthuru	3
174	HSR Layout	2
25	Horamavu	2
84	Hagadur	2
5	Jakkuru	2
27	Banasavadi	2
83	Kadugodi	2
50	Benniganahalli	2







### Top 10 wards reporting least number of positive cases in last 7 days

Ward No.	Ward Name	Daily Cases Average
182	Padmanabha Nagar	0
181	Kumaraswamy Layout	0
178	Sarakki	0
173	Jakkasandra	0
172	Madivala	0
171	Gurappanapalya	0
166	Karisandra	0
161	Hosakerehalli	0
156	Srinagara	0
154	Basavanagudi	0



# BENGALURU MAP SHOWING INTENSITY OF POSITIVE CASES IN LAST 7 DAYS



-  **Level 1 : 0 to 3 Cases**
-  **Level 2 : 3 to 10 Cases**
-  **Level 3 : 10 to 20 Cases**
-  **Level 4 : 20 to 50 Cases**
-  **Level 5 : More than 50 Cases**
-  **Zone Boundaries**

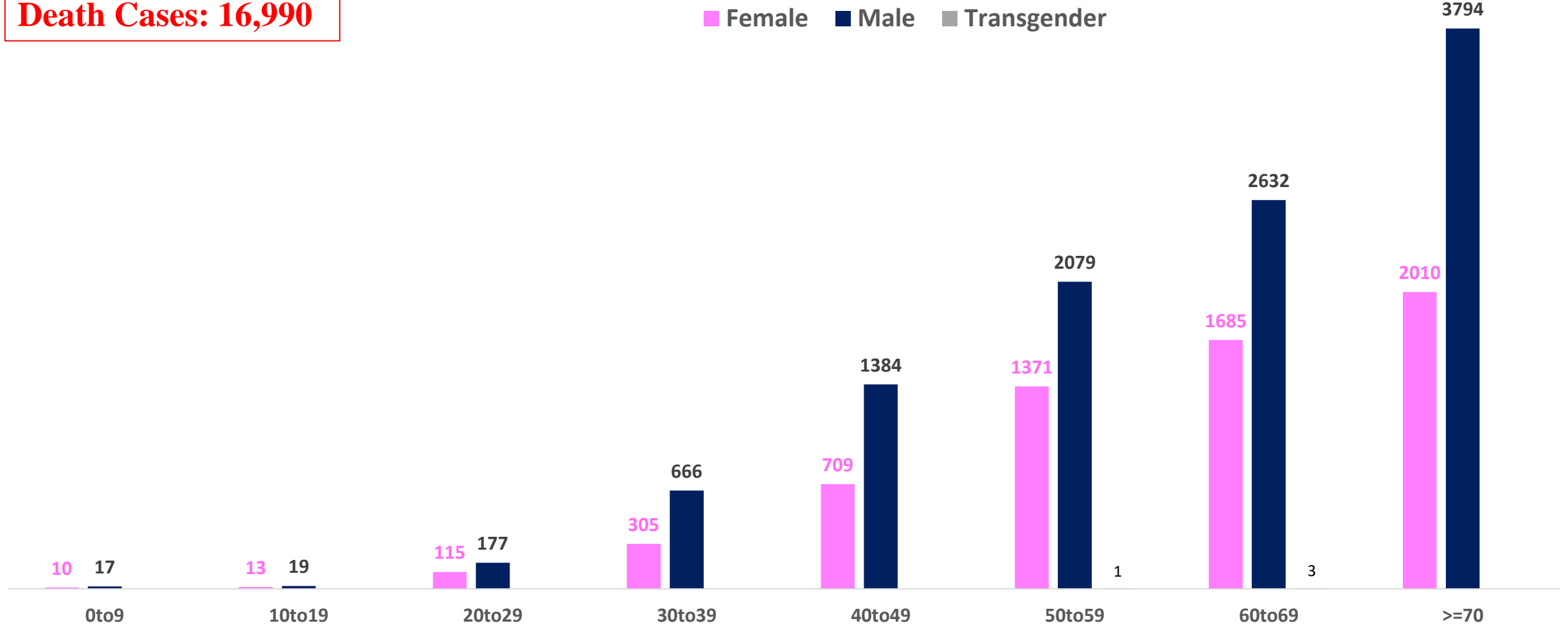




# AGE AND GENDER WISE DISTRIBUTION OF DEATH CASES



**Death Cases: 16,990**





# COVID-19 SCENARIO IN BENGALURU AND OTHER METROPOLITAN CITIES



CITY NAME	Positive Cases	Active Cases	Recovered	Deceased	Vaccine Doses Administered
New Delhi	20,05,442	460	19,78,476	26,506	3,73,13,489
Bengaluru*	18,73,902	1,960	18,54,952	16,990	2,37,74,203
Mumbai	11,52,231	1,020	11,31,473	19,738	2,21,31,494
Chennai	7,92,182	1,775	7,81,337	9,070	1,13,92,450

Source : <https://dashboard.cowin.gov.in/> at 5:00pm (22.10.2022)  
Source : <https://www.covid19bharat.org/> at 5:00pm (22.10.2022)

\*includes BBMP & Bengaluru Urban



# SNAPSHOT OF COVID-19 CASES IN BENGALURU URBAN



**Total Wards With  
< =10 Cases\* :  
185**

**Tests Conducted  
on 21.10.2022:  
1,685**

**Recovery  
Rate\*:  
98.99%**

**Total  
Active Cases :  
1,960**

**Total Vaccinated  
on 21.10.2022:  
1,707**

**Positivity  
Rate\* :  
6.39%**

**Active  
Rate\*:  
0.10%**

**Case  
Fatality Rate\* :  
0.00%**





\*Total positive cases In the past 7 days

\*CFR and positivity is for Past 7 days



ಬೃಹತ್ ಬೆಂಗಳೂರು ಮಹಾನಗರ ಪಾಲಿಕೆ  
Bruhat Bengaluru Mahanagara Palike



<b>Download BBMP Bulletin</b>	<a href="https://apps.bbmpgov.in/covid19/mediabulletin.php">https://apps.bbmpgov.in/covid19/mediabulletin.php</a>
<b>To register for vaccination :</b>	<a href="https://selfregistration.cowin.gov.in/">https://selfregistration.cowin.gov.in/</a>
<b>BBMP COVID19 Dashboard:</b>	<a href="https://apps.bbmpgov.in/covid19/">https://apps.bbmpgov.in/covid19/</a>
<b>Follow us on:</b>	 <a href="http://www.facebook.com/bbmp.comm1/">www.facebook.com/bbmp.comm1/</a>
	 <a href="https://twitter.com/BBMPCOMM">twitter.com/BBMPCOMM</a>
	  <a href="https://www.instagram.com/BBMPSplHealth">BBMPSplHealth</a>

Issued by:

Honorable Chief Commissioner, BBMP  
Special Commissioner Health & IT, BBMP  
MD, Bengaluru Smart City Limited

**THANK YOU !**



ಅರೋಗ್ಯ ಮತ್ತು ಕುಟುಂಬ ಕಲ್ಯಾಣ ಇಲಾಖೆ

ಇನ್ನು ಕೆಲವು ಸಮಯ ಕೋವಿಡ್ ವಿರುದ್ಧದ ನಮ್ಮ ಹೋರಾಟ ಮುಂದುವರಿಸೋಣ.

- ಮಾಸ್ಕ್ ಧರಿಸಿ
- ದೈಹಿಕ ಅಂತರ ಪಾಲಿಸಿ
- ಕೈಗಳ ಸ್ವಚ್ಛತೆ ಕಾಪಾಡಿಕೊಳ್ಳಿ
- ಗುಂಪು ಸೇರುವುದನ್ನು ತಪ್ಪಿಸಿ
- ಸ್ವಯಂಪ್ರೇರಿತವಾಗಿ ಲಸಿಕೆ ಪಡೆಯಿರಿ

ಕೋವಿಡ್-19 ಮುನ್ನೆಚ್ಚರಿಕೆ ಕ್ರಮಗಳನ್ನು ಪಾಲಿಸಿ. ಇದು ನಮ್ಮೆಲ್ಲರ ಜವಾಬ್ದಾರಿ.

ಹೆಚ್ಚಿನ ಮಾಹಿತಿಗಾಗಿ 24x7 ಉಚಿತ ಅರೋಗ್ಯ ಸಹಾಯವಾಣಿ 104 ಕ್ಕೆ ಕರೆ ಮಾಡಿ

